

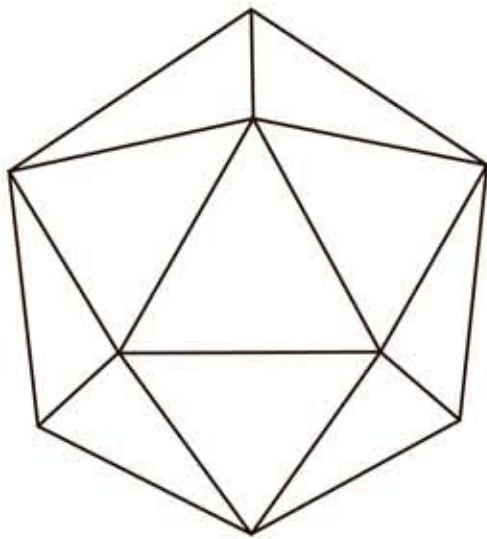
MAKE YOUR VERY OWN GLOBE!

Observe examples of migration patterns resultant of natural occurrences!






DIRECTIONS

What you need: Scissors, tape or glue.

- 1) Cut out the pattern along the outside dotted line.
- 2) Fold along the solid grey lines, making sure that the illustration side is always facing out.
- 3) Use the tab guides to appropriately shape the globe. Tape or glue the seams together on the inside.
- 4) Enjoy! The final product should look like the figure below:



LEGEND

-  annual migration of monarch butterflies
-  seasonal migratory course of the grey whale
-  distribution pattern of the early domesticated dog
-  dispersal and journey of early *homo sapiens*
-  immigration of individuals to the United States